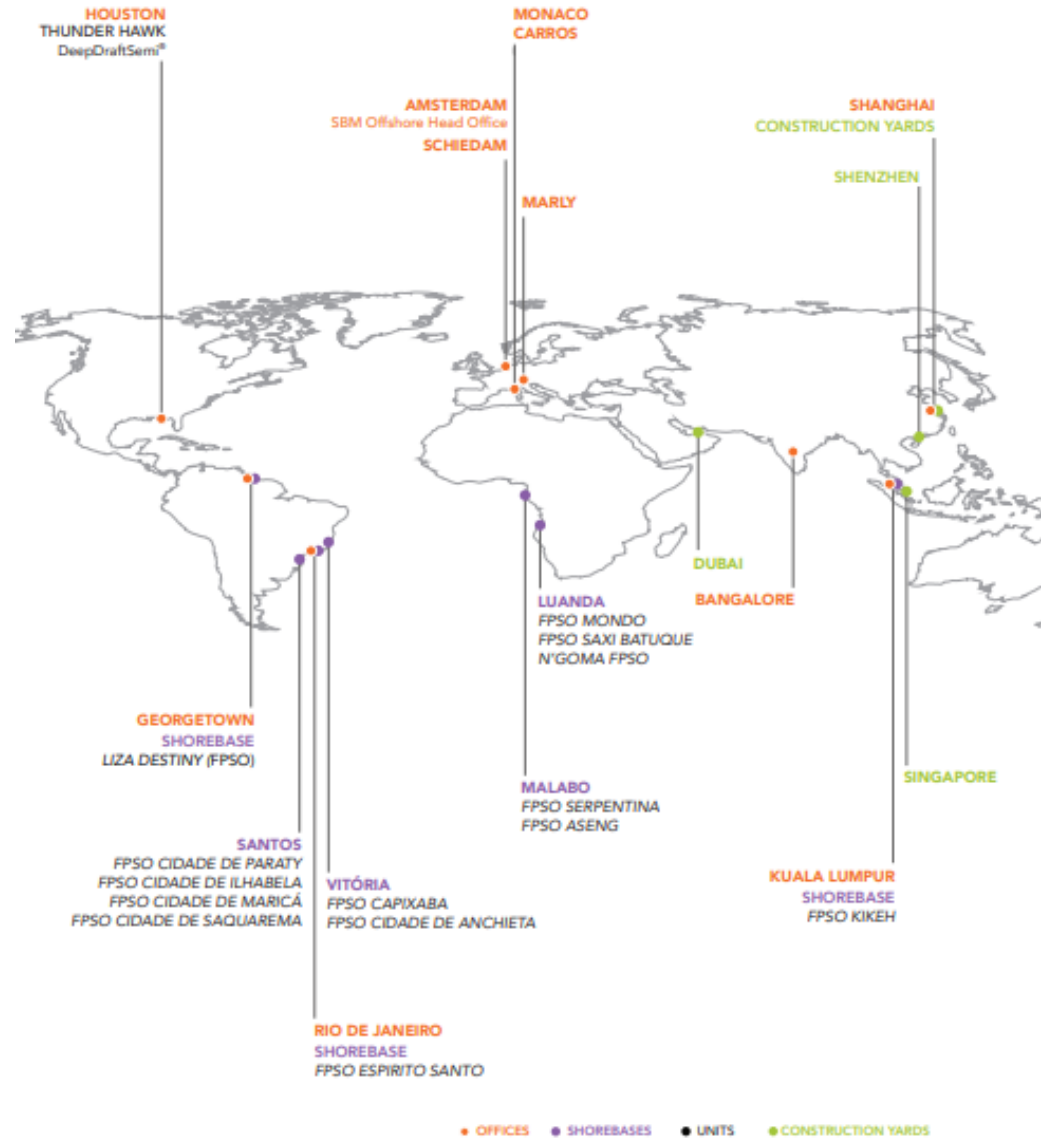
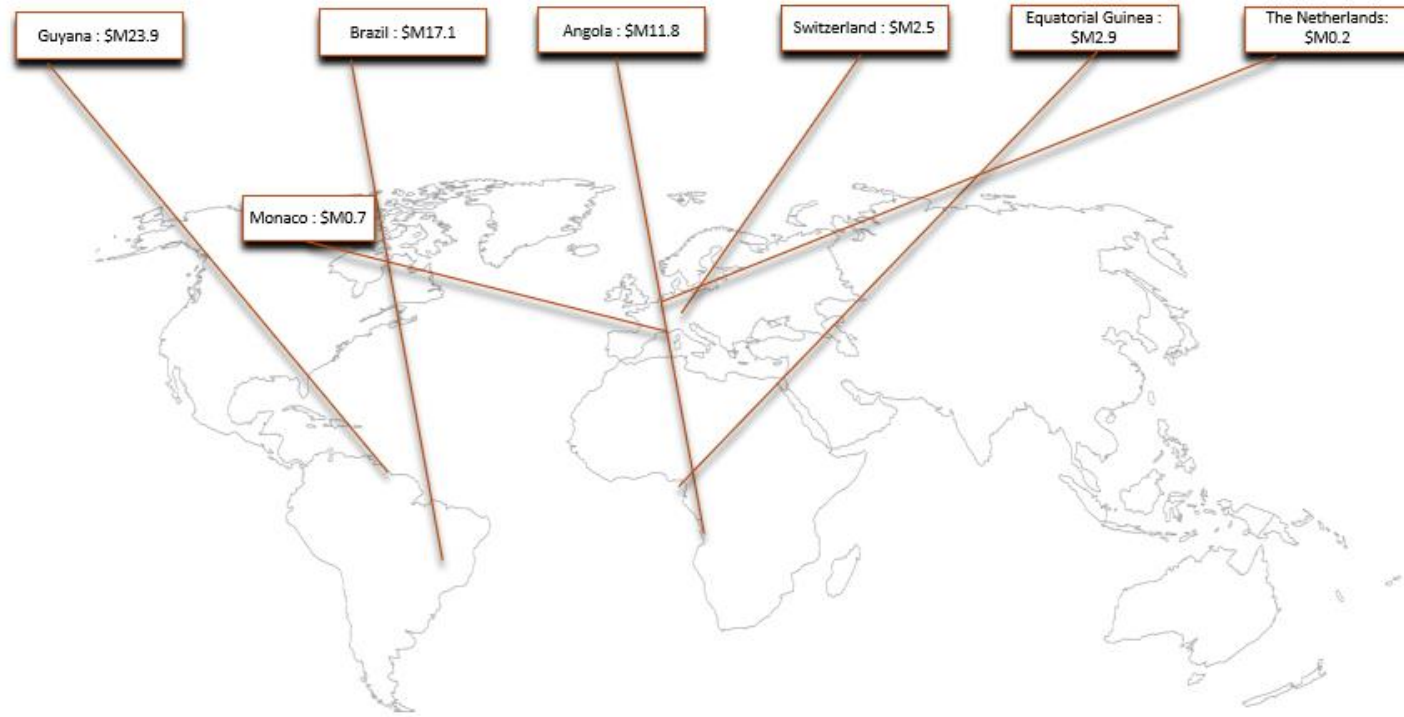


Appendix 1 - Overview of Taxes – SBM Offshore Global Presence

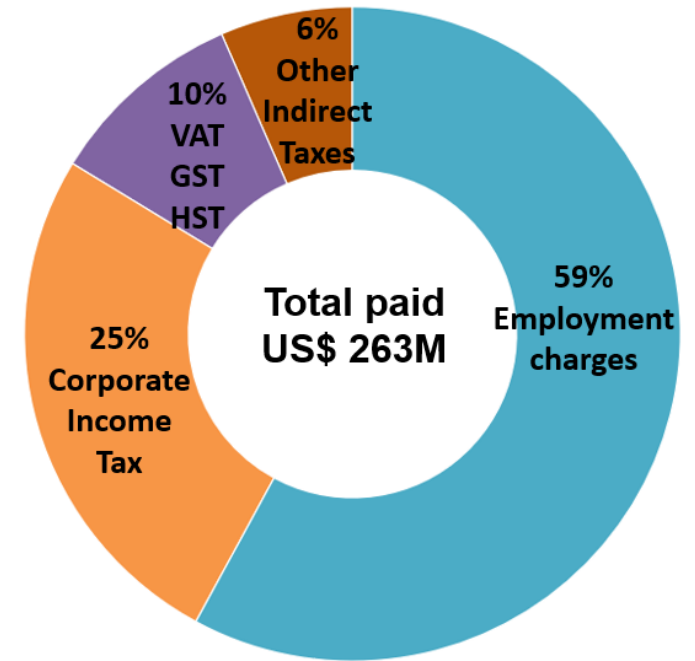


Overview of Taxes – 2021 Current Tax Liabilities (Directional)

Corporate Tax Footprint of the Group at a Glance (in millions US\$):















Overall Tax Footprint of the Group (in millions US\$):


















Top 10 Tax Contributions by Jurisdiction in 2021 (in millions US\$) – Directional

In millions USD

Country	Corporate income Tax payable	Tax and contributions on salaries (**)	VAT and similar indirect taxes (*)	Other Taxes	Total Contribution	Activities in country				
						Headquarter	Engineering	Research and Development	Construction and technical services	Lease and operations
Brazil	17.1	24.3		14.1	55.4					
Monaco (***)	0.7	49.7	2.8		53.2					
Netherlands (***)	0.2	38.2	0.1		38.4					
Guyana	23.9	5.5			29.4					
Angola	11.8	5.2		0.5	17.5					

Top 10 Tax Contributions by Jurisdiction in 2021 (in millions US\$) –Directional - Continued

In millions USD

Country	Corporate income Tax payable	Tax and contributions on salaries (**)	VAT and similar indirect taxes (*)	Other Taxes	Total Contribution	Activities in country				
						Headquarter	Engineering	Research and Development	Construction and technical services	Lease and operations
Canada		0.7	11.5		12.3					
Malaysia (***)	0.0	9.9		0.3	10.2					
Switzerland (***)	2.5	2.6		1.9	7.0					
Equatorial Guinea	2.9	2.8			5.7					
USA (***)	0.0	4.1			4.1					
Rest of the world	7.7	11.3	10.9	0.1	30.0					

Total	66.8	154.4	25.2	16.9	263.3
--------------	-------------	--------------	-------------	-------------	--------------

- (*) VAT and similar taxes collected from our clients and paid to governments.
 (**) Personal income tax paid on employees salaries and contributions to social security.
 (***) Relatively low corporate income tax is due to the existence of material loss carry forwards in the relevant jurisdictions.